

Wifi and Ethernet Connections

Wired and Wireless Connections are available. There are two ways to connect, to pre-register or register for a Conference Attendee account once on location.

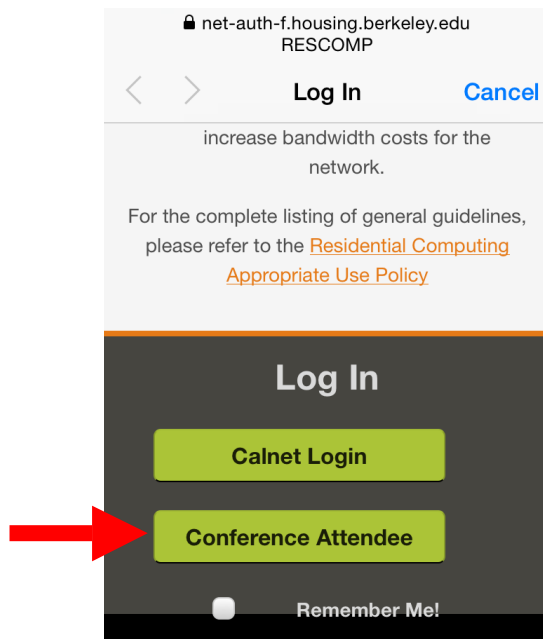
To Pre-Register: Conference Attendees must go to:

<https://www.rescomp.berkeley.edu/public/apps/pandaconlanding/>

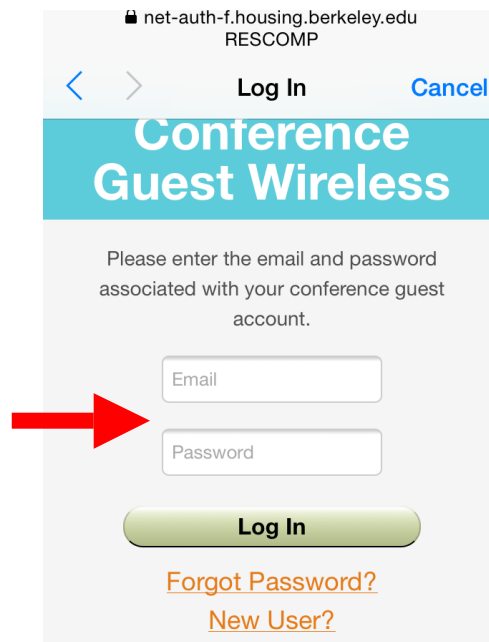
1. The above link will take you to the "Conference Guest Registration" page. The "Conference Identifier" is "NetSci" and "Verification Code" is "2014".

2. After clicking submit, you will be taken to this screen (see below). You will have to register and create your own login (which will be your email) and password.

3. You have now created a Conference Attendee account. When you arrive to UC Berkeley and connect to the internet via ethernet cord or select Wireless access (network ID: "RESCOMP") you will be taken to the Rescomp page where you will select to log in as a "Conference Attendee".

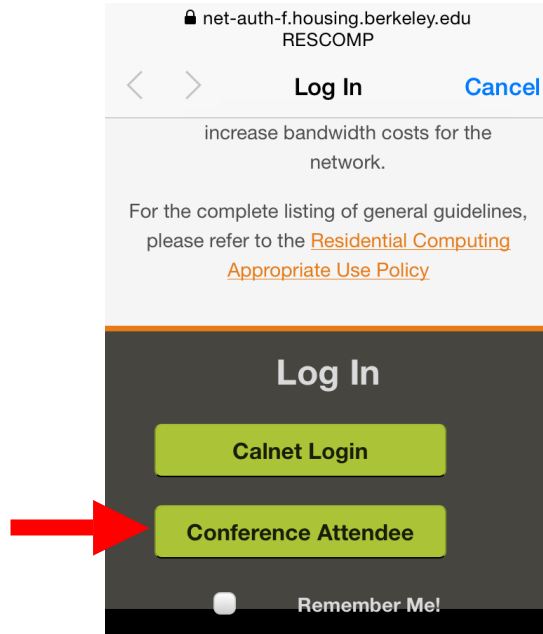


- Once you select "Conference Attendee" the below screen will appear where you can login with the account you pre-registered with.

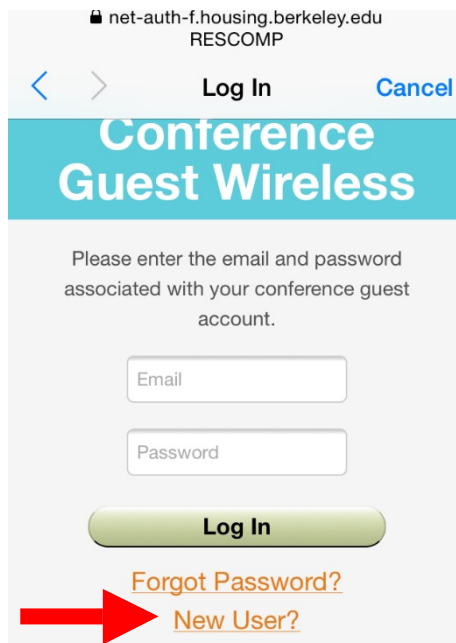


To register on location at UC Berkeley.

1. Conference Attendees can connect to the internet once you arrive either via ethernet cord or select Wireless access (network ID: "RESCOMP") you will then be taken to the Rescomp page where you will select to log in as a "Conference Attendee".



2. Once you select the "Conference Attendee" the below screen will appear where you must select "New User"



3. Once "New User" is clicked, you will be taken to the "Conference Guest Registration" page, where you can follow steps 1 & 2 of the Pre-Registration Process. The "Conference Identifier" is "NetSci" and "Verification Code" is "2014".